

Perfect Spaces

Better Spaces for Better Living

Introducing Perfect Spaces

Custom Closets, Pantries,
Mudrooms, Garages & Office
Spaces at Wholesale Pricing!



Consumer Catalog

Double Lifetime Fully Transferable Warranty

This is a fully transferable warranty. Warehouse Distributors warrants Perfect Spaces products to the original consumer and the transferee for the duration of the life of the residence/ structure/property to which the product is utilized. Should defects in material or workmanship exist in your Perfect Spaces Closet/storage products during this time period Warehouse Distributors will elect at its discretion to either repair or replace the defective material or component(s) free of charge. This warranty covers only parts and materials of the products supplied by Warehouse Distributors. Not covered under this warranty are any other products not manufactured and sold as Perfect Spaces products that are located within the room or area in which the product has been utilized. Also, not covered in this warranty are other costs, including labor, to remove and reinstall materials and related components or structures within the room or area in which the product has been utilized. This warranty shall become void if the closet/storage components are in any way modified, improperly installed, or damaged prior to or during the installation. This also disclaims products utilized in any application other than the standard intended purpose for which the components were designed. Furthermore, this warranty will not apply to components damaged by misuse, neglect, abuse, acts of God, exposure to moisture, exposure to extreme temperatures or the effects of normal wear and tear.

Warehouse Distributors ability to provide replacement parts/component(s) is contingent upon those items still being part of the Perfect Spaces product offering at the time of the claim. If a warranty claim is filed after a Perfect Spaces product becomes obsolete or is no longer offered, Warehouse Distributors reserves the right to honor the warranty by providing replacement parts that are as close a match as is possible within the item options that Perfect Spaces has available at the time of the claim. This warranty may be transferred by filling out and mailing a warranty transfer request within 60 days of the transfer of ownership of the residence/structure/property to which the product is utilized.

Gorgeous Closets Are Now a Breeze!

From simple reach-in layouts...



...to elaborate walk-in closets

Features


- Quality Craftsmanship At An Affordable Price
- Quality components to create Luxurious Organized Spaces such as closets, entryways, pantries, mudrooms, offices and more.
- Custom made to fit precisely in your space.
- Wall Hanging Components and Floor Mounted Components.
- Floor Mounted components can be notched to accommodate the existing baseboard.
- Fully customizable depth and height for maximum storage optimization
- Coordinated Pulls, Knobs, and Hardware to compliment every space such as robe hooks, belt racks, tie racks, and valet rods.
- ¾" Commercial Grade High Density composite substrate laminated with Durable Melamine Finish.
- 10 Different Drawer fronts and Door styles to choose including - Slab, Eased Edge, Cathedral, True 5 Piece Shaker styles, and more...see pages 14 and 15.

Beautiful color
options to match
any space!

Garage Exclusives:



Carbon Ev



Graphite Nebula



Pewter Frost



Silver Frost


Essentials



White

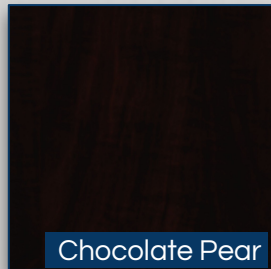


Folkstone



Linen

Select




Chocolate Pear



Honey Apple



Hudson Cherry




Stone Grey



Natural Maple

Beautiful color
options to match
any space!

Premier




Dering Forest



Phantom Ecu



Portico Teak




Veranda Teak



White Cypress



Auburn Carini Walnut



Textile Biege



Avondale Ash




Vincenza Oak



Chromix Silver

Ultra



Black Textured

Door Styles: Single Piece / Raised Panel





Shaker 45

Customize your storage space with useful add-ons
...all of these and more*!



Valet Rod



Hanging Basket



Pant Rack



Jewelry Tray



Hamper

**Extensive list of available options can be found in ClosetPro software*






Shoe Fence

Flexible and versatile
options to suit your
every need .



Sliding Basket

Accessories are available in the following finishes:



Limited selections are available in these additional finishes:



*No oval rod

**Oval rod only



Sliding Belt Rack



Sliding Scarf Rack



Valet Rod



Sliding Tie Rack



Single Hook



Double Hook



Belt Hook



Belt Hooks



Tie Rack



Shoe Fence



























Decorative 5-piece Shaker End Panels

\$200/panel for Premier colors
\$160/panel for Essential colors.

*Displayed above (left to right): White, Dearing Forest, Phantom Ecru, White Cypress

- Closets, Pantries, Mudrooms, Office Spaces and Garages can be designed as floor mount (units touch the floor and have a recessed toe kick area on the bottom front) or wall mount (units are suspended by hanging rails that are attached to the wall).
- Garages should be designed as wall mount only. This is because moisture can be an issue in garages and so the material should be kept off of the floor. Designing garage units to touch the floor voids the warranty.
- Garage spaces (which are wall mounted as dictated above) can be designed without feet provided they do not exceed 16" in depth. Garage units that exceed 16" in depth require feet that must be purchased as accessories. These feet can be turned on with a check box in the design tool.
- Any design or any unit within a design can be changed from floor mount to wall mount or wall mount to floor mount at any time during the creation of a design. Designs can also "mix" floor mount and wall mount units.
- Soft-closing drawer glides are currently unavailable for 14" deep drawers.
- Color choice will affect price. Colors in the Essentials collection are the base price. The Select Collection is base price plus 15%. The Premier Collection is base price plus 30%. This material has a deeper grain and texture because of a different manufacturing process. The Garage colors offer flat doors only and no moldings. Dealers are strongly encouraged to get our sample kit so your customers can fully appreciate the true colors and different textures of the material.
- Wall to wall spaces are manufactured 1/4" smaller than the dimensions entered into the design (1/8" leeway on each side) in order to account for potential factors such as warped studs or corners that are not an exact 90-degree angle). Enter exact wall to wall dimensions when doing a design.
- Perfect Spaces units are set at default settings of 12" deep and 87" high. These default settings can be changed at any time when creating a design.
- Because our delivery crate is 95" in length we recommend designing spaces with maximum top shelf height of 87" (referred to as Standard Height). Units up to 96" are available (referred to as Extended Height). Taller units will incur increases in shipping costs (roughly double for a 105" crate). Another option for taller units is to add upper (stackable) units to the design. Stackable units can be any height desired up to 96" thereby allowing the space to achieve virtually any desired height up to 192".
- Shoe fence standard lengths are 18", 24", and 30". If any other shoe fence width is required shoe fences must be cut by the dealer/installer on site.
- Standard drawer widths are 18", 24", and 30". Custom widths are available.
- Standard drawer depths are 13.75" (for 14" units), and 14" (for 16" and deeper units). Custom drawer widths and depths are currently being developed and will be available soon.
- Islands must be designed with backs. This includes double islands.

- **Single Hang:** 72" hanging area suitable for long "to the floor" dresses or long coats.
- **Mid Hang:** 60" hanging area suitable for long jackets and similar length items.
- **Shelf spacing is adjustable.** We recommend 12" to 14" between shelves, however, it is not uncommon to see larger spacing for storage of items that require more height.
- **Shoe Shelves:** Should be 7-9" tall for average shoes to fit
- **Full Shelf sections:** Typically have 11-12 shelves per 87" section